

BENCHMARK COLLECTION

3DL doors, drawer fronts, accessories and components





What sets us apart

Over seventy different colors. Twenty different profiles. Matching backs. Those are the kinds of options, combined with an industry-leading, four-day turnaround time and competitive pricing, that make JB Cutting a valuable partner for thermofoil doors, drawer fronts, furniture and display components.

Built better.

Established in the early 70's as a finished cabinet company specializing in kitchen cabinetry, we bring a unique skill set to the business of component manufacturing. Our strong cabinet-making background allows us to knowledgeably assist you throughout the ordering and engineering process. Not only that, our years of experience partnered with the latest developments in technology, materials and processes deliver a wealth of innovative, 3-D laminated products. As well as the creativity, flexibility, reliability and superior service that go along with them.

Delivered sooner.

With a four-day lead-time, excellent partners from the 3-D laminate and glue companies and an experienced and stable workforce, delivery isn't an issue for us. We know what we need to do to get the job done right and on time. In fact, we pride ourselves on delivering the highest quality thermofoil components at an industry-leading pace.

Designed to sell.

Models, designs, profiles, colors, finishes... glazing, mullions, multiple panels... lazy susans, crown molding, valances, flutes, wine racks...we make it easy for you and your customers to get exactly what's wanted.

Five-year guarantee.

JB Cutting, Inc. will guarantee its thermoformed components for a period of five years from the date of purchase. This guarantee is limited to raw materials or manufacturing defects only. Normal wear, improper installations, misuse, negligence or exposures to extreme heat are excluded from this warranty. If a failure in raw materials or manufacturing is determined, JB Cutting, Inc. will repair or replace this product only. We will not be responsible for any cost incurred indirectly for labor, transportation or inconvenience.

Our mission is commitment
to our customers by
manufacturing quality thermofoil
cabinet components at an
industry leading pace.

INSPIRED BY THE DIVINE. DRIVEN BY CRAFTSMANSHIP.

We strive to establish
relationships with our
customers through value
added services that result
in professional partnerships.
We empower a team of
dedicated workers through
communication and training to
uphold the company's image
and standards.



HOW TO ORDER THERMOFOIL PARTS

JB Cutting strives to make ordering as easy as possible. If you have questions at any time, please contact our customer service representatives. They'll be happy to assist and are certain to make your ordering experience seamless. After all, at JB Cutting you're more than a customer, you're a partner!

- Orders can be faxed, e-mailed or placed via our website 24 hours a day. We do not take orders over the phone. We ALWAYS confirm your order via e-mail or fax. Please check your order carefully.

■ If the ship date is blank, we will assign one based on the best lead time possible.

■ We record all sizes width by height. Door grain runs in the height and drawer grain runs in the width. Orders can be submitted in millimeters; our software will convert to inches. Please don't mix inches and millimeters.
- Metric conversion: 1 inch = 25.4 mm
- Back color must be specified on the order form. Non-stock colors are more expensive than stock colors. See pricing for stock matching backs.

■ Drilling your doors for hinges is an option. See inserts for more details.

■ When ordering drawer fronts; please specify slab (no inside profile) or routed (with inside profile).
- Standard drawer front grain is horizontal. Please specify vertical grain if needed.
- Routed drawer fronts have reduced rails on the top and the bottom. Standard drilling for drawers features 3 handle holes (centered) and 25mm cam holes on a 32mm system according to inside profile.

■ Mullion doors are routed for either adhesive-type or gasket-type installation, so please note on the order form which routing you would like. All visible MDF core on mullions is painted black, almond or white at an additional cost.

■ Double panel doors are made with equal panels at no additional charge. Variable and triple panels can be produced at an additional cost. Please provide detailed drawings when ordering.

■ All thermofoil parts are priced at a minimum of one square foot.

■ Rush orders are available at an additional charge.

When ordering doors we need these three elements:

- 1 "B" CODE | Denotes Style
For example, square (B200), arch (B300), etc.
- 2 "N" CODE | Denotes Inside Profile
- 3 "S" CODE | Denotes Outside Profile



Order by fax, e-mail or web. Fax: 586.468.4861 | E-mail: doororders@jbcutting.com | Website: www.jbcutting.com

Outside Profiles

SO1 OGEE EDGE

SO2 LARGE BEVEL

SO3 SMALL BEVEL

SO4 1/8" ROUNDOVER

SO5 1/4" ROUNDOVER

SO6 1/2" ROUNDOVER

SO7 3 STEP BEVEL

SO8 90 DEGREE EDGE


SO9 UNDERCUT

S11 BLEND

S14 OGEE BLEND

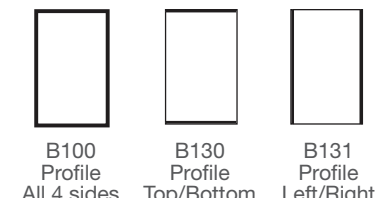
Profiles | Contemporary

N000



B100 | N000 | S06
Pictured in Hardrock Maple

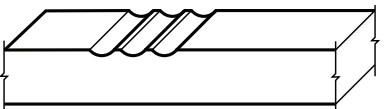
Styles available



Minimum door sizes

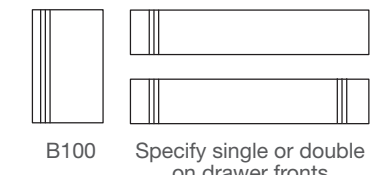
B100	1" x 1"
B130	1" x 1"
B131	1" x 1"

N205



B110 | N205 | S06
Pictured in Desert Glow

Styles available



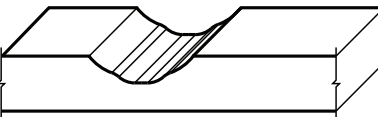
Minimum door sizes

B110	5" x 3"
------	---------

The margin from the edge to the flute is 1-7/8".
Drawer grain is horizontal unless specified.

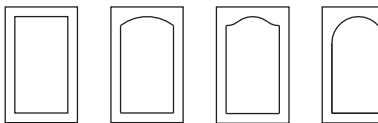
N200

Note: this profile features round corners



B200 | N200 | S01
Pictured in Hardrock Maple

Styles available



B200 B300 B400 B500

Minimum door sizes


B200	8-1/16" x 8-1/16"
B300	8-13/16" x 8-1/16"
B400	9-13/16" x 8-1/16"
B500	8-13/16" x 8-1/16"

Above minimum door sizes leave a 3/4" center rail and 2-1/4" equal margins.

Minimum routed drawer size

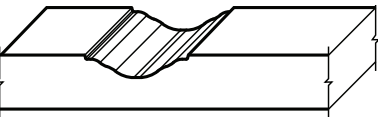
8-1/16" x 5-1/2"

Above minimum drawer size leaves a 1/2" center rail. Drawers feature reduced horizontal rails. Grain is horizontal unless specified.



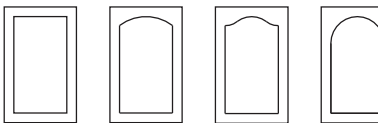
N201

Note: this profile features round corners



B200 | N201 | S01
Pictured in Desert Glow

Styles available



B200 B300 B400 B500

Minimum door sizes


B200	8-1/8" x 8-1/8"
B300	8-7/8" x 8-1/8"
B400	9-7/8" x 8-1/8"
B500	8-7/8" x 8-1/8"

Above minimum door sizes leave a 3/4" center rail and 2-1/4" equal margins.

Minimum routed drawer size

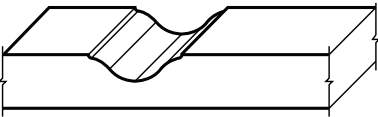
8-1/8" x 5-7/8"

Above minimum drawer size leaves a 1/2" center rail. Drawers feature reduced horizontal rails. Grain is horizontal unless specified.



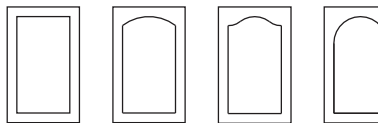
N202

Note: this profile features round corners



B200 | N202 | S01
Pictured in Wilson Cherry

Styles available



B200 B300 B400 B500

Minimum door sizes


B200	7-7/8" x 7-7/8"
B300	8-5/8" x 7-7/8"
B400	9-5/8" x 7-7/8"
B500	8-5/8" x 7-7/8"

Above minimum door sizes leave a 3/4" center rail and 2-1/4" equal margins.

Minimum routed drawer size

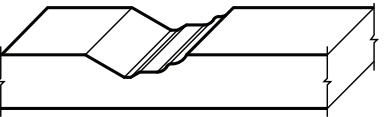
7-7/8" x 5-5/8"

Above minimum drawer size leaves a 1/2" center rail. Drawers feature reduced horizontal rails. Grain is horizontal unless specified.



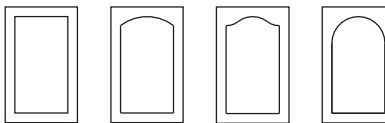
N300

Note: this profile features square corners



B200 | N300 | S01
Pictured in Sable Glow

Styles available



B200 B300 B400 B500

Minimum door sizes


B200	8-1/8" x 8-1/8"
B300	8-7/8" x 8-1/8"
B400	9-7/8" x 8-1/8"
B500	8-7/8" x 8-1/8"

Above minimum door sizes leave a 3/4" center rail and 2-1/4" equal margins.

Minimum routed drawer size

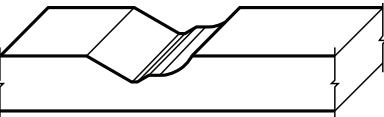
8-1/8" x 5-7/8"

Above minimum drawer size leaves a 1/2" center rail. Drawers feature reduced horizontal rails. Grain is horizontal unless specified.



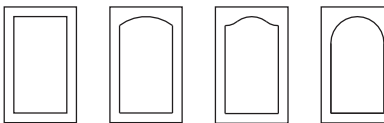
N301

Note: this profile features square corners



B200 | N301 | S01
Pictured in Hardrock Maple

Styles available



B200 B300 B400 B500

Minimum door sizes


B200	8-1/8" x 8-1/8"
B300	8-7/8" x 8-1/8"
B400	9-7/8" x 8-1/8"
B500	8-7/8" x 8-1/8"

Above minimum door sizes leave a 3/4" center rail and 2-1/4" equal margins.

Minimum routed drawer size

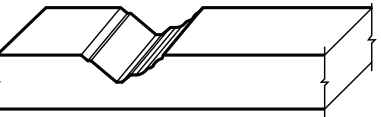
8-1/8" x 5-7/8"

Above minimum drawer size leaves a 1/2" center rail. Drawers feature reduced horizontal rails. Grain is horizontal unless specified.



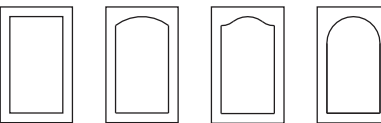
N400

Note: this profile features square corners



B200 | N400 | S01
Pictured in Desert Glow

Styles available



B200 B300 B400 B500

Minimum door sizes


B200	7" x 7"
B300	7-3/4" x 7"
B400	8-3/4" x 7"
B500	7-3/4" x 7"

Above minimum door sizes leave a 3/4" center rail and 2" equal margins.

Minimum routed drawer size

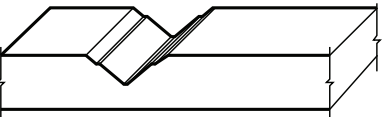
7" x 4-3/4"

Above minimum drawer size leaves a 1/2" center rail. Drawers feature reduced horizontal rails. Grain is horizontal unless specified.



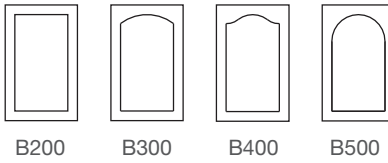
N401

Note: this profile features square corners



B200 | N401 | S01
Pictured in Wilson Cherry

Styles available



Minimum door sizes	
B200	7 - 1/2" x 7 - 1/2"
B300	8 - 1/4" x 7 - 1/2"
B400	9 - 1/4" x 7 - 1/2"
B500	8 - 1/4" x 7 - 1/2"

Above minimum door sizes leave a 3/4" center rail and 2 - 1/4" equal margins.

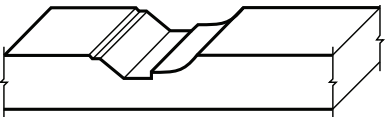
Minimum routed drawer size

7 - 1/2" x 4 - 3/4"

Above minimum drawer size leaves a 1/2" center rail. Drawers feature reduced horizontal rails. Grain is horizontal unless specified.

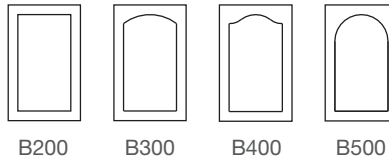
N402

Note: this profile features square corners



B200 | N402 | S01
Pictured in Rustic Cherry

Styles available



Minimum door sizes	
B200	8 - 1/8" x 8 - 1/8"
B300	8 - 7/8" x 8 - 1/8"
B400	9 - 7/8" x 8 - 1/8"
B500	8 - 7/8" x 8 - 1/8"

Above minimum door sizes leave a 3/4" center rail and 2 - 1/4" equal margins.

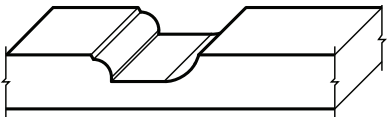
Minimum routed drawer size

8 - 1/8" x 5 - 7/8"

Above minimum drawer size leaves a 1/2" center rail. Drawers feature reduced horizontal rails. Grain is horizontal unless specified.

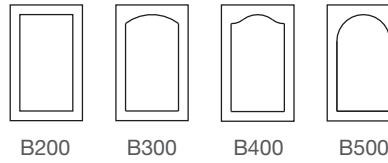
N500

Note: this profile features slightly rounded corners



B200 | N500 | S01
Pictured in Cherry Blossom

Styles available



Minimum door sizes	
B200	8 - 1/4" x 8 - 1/4"
B300	9" x 8 - 1/4"
B400	10" x 8 - 1/4"
B500	9" x 8 - 1/4"

Above minimum door sizes leave a 3/4" center rail and 2 - 1/4" equal margins.

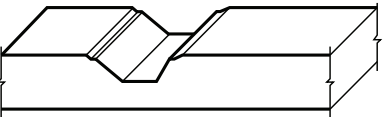
Minimum routed drawer size

8 - 1/4" x 6"

Above minimum drawer size leaves a 1/2" center rail. Drawers feature reduced horizontal rails. Grain is horizontal unless specified.

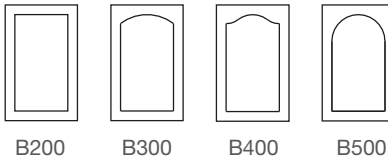
N501

Note: this profile features square corners



B200 | N501 | S01
Pictured in Tawny Port

Styles available



Minimum door sizes	
B200	8 - 1/2" x 8 - 1/2"
B300	9 - 1/4" x 8 - 1/2"
B400	10 - 1/4" x 8 - 1/2"
B500	9 - 1/4" x 8 - 1/2"

Above minimum door sizes leave a 3/4" center rail and 2 - 1/4" equal margins.

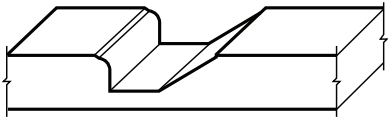
Minimum routed drawer size

8 - 1/2" x 6 - 3/8"

Above minimum drawer size leaves a 1/2" center rail. Drawers feature reduced horizontal rails. Grain is horizontal unless specified.

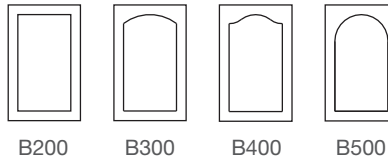
N504

Note: this profile features slightly rounded corners



B200 | N504 | S01
Pictured in Bliss

Styles available



Minimum door sizes	
B200	8 - 3/4" x 8 - 3/4"
B300	9 - 1/2" x 8 - 3/4"
B400	10 - 1/2" x 8 - 3/4"
B500	9 - 1/2" x 8 - 3/4"

Above minimum door sizes leave a 3/4" center rail and 2 - 1/4" equal margins.

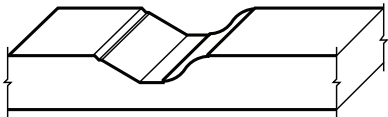
Minimum routed drawer size

8 - 3/4" x 6 - 3/8"

Above minimum drawer size leaves a 1/2" center rail. Drawers feature reduced horizontal rails. Grain is horizontal unless specified.

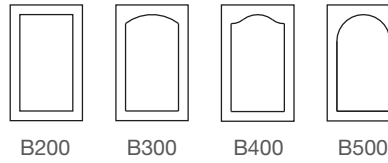
N507

Note: profile features square corners



B200 | N507 | S01
Pictured in Sable Glow

Styles available



Minimum door sizes	
B200	8 - 1/4" x 8 - 1/4"
B300	9" x 8 - 1/4"
B400	10" x 8 - 1/4"
B500	9" x 8 - 1/4"

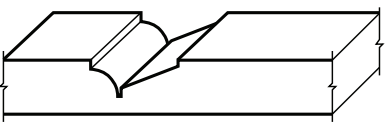
Above minimum door sizes leave a 3/4" center rail and 2 - 1/4" equal margins.

Minimum routed drawer size

8 - 1/4" x 6"

Above minimum drawer size leaves a 1/2" center rail. Drawers feature reduced horizontal rails. Grain is horizontal unless specified.

N701



B200 | N701 | S01
Pictured in Diva

Styles available



B200

Minimum door sizes


B200 8-1/4" x 8-1/4"

Above minimum door size leaves a 3/4" center rail and 2-1/4" equal margins.

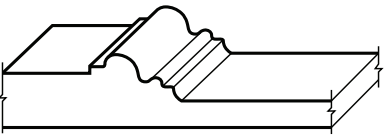
Minimum routed drawer size

8-1/4" x 6-1/8"

Above minimum drawer size leaves a 1" center rail. Drawers feature reduced horizontal rails. Grain is horizontal unless specified.

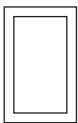


N702



B200 | N702 | S01
Pictured in Aria

Styles available



B200

Minimum door sizes


B200 7-1/2" x 7-1/2"

Above minimum door size leaves a 3/4" center rail and 2" equal margins.

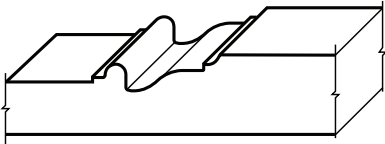
Minimum routed drawer size

7-1/2" x 5-3/8"

Above minimum drawer size leaves a 1" center rail. Drawers feature reduced horizontal rails. Grain is horizontal unless specified.

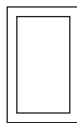


N705



B200 | N705 | S01
Pictured in Latitude South

Styles available



B200

Minimum door sizes


B200 9-1/4" x 9-1/4"

Above minimum door sizes leave a 3/4" center rail and 2" equal margins.

Minimum routed drawer size

9-1/4" x 7-1/8"

Above minimum drawer size leaves a 1" center rail. Drawers feature reduced horizontal rails. Grain is horizontal unless specified.



N100

Note: profile features slightly rounded corners



B600 | N100 | S04
Pictured in Summer Breeze

N101

Note: profile features square corners



B600 | N101 | S04
Pictured in Spring Blossom

N102

Note: profile features slightly rounded corners



B600 | N102 | S04
Pictured in Winter Cherry

N110

Note: profile features tight inside corners




B600 | N110 | S04
Pictured in Autum Leaves


Minimum routed drawer sizes

7-1/2" x 5-1/2"


Drawers feature reduced horizontal rails. Grain is horizontal unless specified.



Shaker styles available



B600 Flat panel




B640 Flat panel - French miter look



B602 Beaded panel



B642 Beaded panel - French miter look



B604 Triple beaded panel



B644 Triple bead panel - French miter look

CRAFTSMAN SERIES

Classic Five Piece Doors.

Add the look of real wood to your next project. JB Cutting is pleased to announce our latest offering, Craftsman Series Five Piece Doors. These doors are environmentally friendly with mitered corners, giving a more attractive, elegant look to your designs.

Need molding to go along with your doors? Just choose from our large selection of styles. Need your project to match throughout? 5 Piece Doors offer exact matches to TFL, Laminate and 3DL.



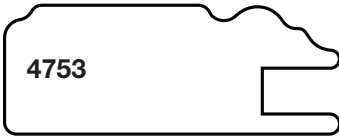
Colors (in stock)

White Woodgrain

*other profiles/colors available upon request

Minimum Door Sizes

4741 6-3/8" x 6-3/8"



Colors (in stock)

Chocolate Pear

Summer Flame

*other profiles/colors available upon request

Minimum Door Sizes

Minimum Size: 5-7/8" x 5-7/8"



Colors (in stock)

White

Antique White

Chocolate Pear

*other profiles/colors available upon request

Minimum Door Sizes

Minimum Size: 5-3/8" x 5-3/8"




Countertops

JB Cutting countertops are durable, seamless and affordable. With no need for edge banding, they're perfect for closets, office desktops, store fixtures and headboards. Your creations can be ordered in various shapes and color combinations.



- Countertops are available in 3/4" or 1" thickness with a white, black or raw back.
- Available in any 3DL color we offer.
- Outside corners have a 1/8" radius unless otherwise specified.
- All outside profiles are available except the S09.
- Please provide a detailed drawing.

Glazing



Pinstripe

B200 | N400 | S01
Chocolate on Soft Ivory



Brushed

B200 | N400 | S01
Taupe on Soft Ivory

Recommended profiles

- N201
- N202
- N400
- N501

GIVE YOUR CABINETS THE LOOK OF FINE CRAFTSMANSHIP

Glazing is a hand-applied finish that adds depth, detail and visual texture to three-dimensional panels or our Craftsman Series of 5 Piece Doors. JB Cutting offers two different glazed options: pinstripe and brushed. Because this process is not automated, each panel is unique and therefore takes on the look of hand-crafted furniture.

Glazing can be applied to any 3DL or 5 piece component we offer. Please contact us for color combinations and profile suggestions.

Glazing extends the lead times. Please call for availability.

Pinstripe

* Only available in Chocolate and Onyx

Brushed

* Taupe glaze best suited for lighter colors

* Chocolate and Onyx are recommended for darker colors



171 Grand Avenue, Mt. Clemens, MI 48043
PH 586.468.4765 FX 586.468.4861
Email doororders@jbcutting.com
www.jbcutting.com



Inspired by
the divine
Driven by craftsmanship.



171 Grand Avenue, Mt. Clemens, MI 48043

PH 586.468.4765 FX 586.468.4861

Email doororders@jbcutting.com www.jbcutting.com